



NATA LIGHTING CO.,LTD.
www.nata.cn
Email:info@nata.com
Tel:+86-750-3770000 Fax:+86 750 3771111
Address:380JinOu Road,GaoXin Zone,Jiang Men City,Guangdong,China

Nata

Client: NT

LumCAT: 2-2881-L2 & 92.70.365.00

Luminaire: 92.70.411.00LED HOLDER

Report No: 20250112-B0026

Ballast type: AC

Test No: 20250112-C026

Voltage(V): 36.550

LampCAT: LUMILEDS 1208 LES15

Current(A): 0.897

Lamp flux(lm): 4053.0

Power (W): 32.800

Number of Lamps: 1

PF: 0.000

Length(mm): 75

Width(mm): 75

Phm Type: C

Height(mm): 52

Photometric Results

Lumens(lm): 3744.90, Efficiency(%): 92.40% , Luminous Efficacy(lm/W): 114.17

Central intensity(cd): 17881.320, Maximum intensity(cd): 17881.320

Angle of maximum intensity: C=0.0 γ =0.0

Beam Angle(50%Imax): [C0/180]Total=19.8

[C90/270]Total=19.8

Field angle(10%Imax): [C0/180]Total=49.2

[C90/270]Total=49.2

Maximum s/h(1/2): C0_180=0.33 C90_270=0.33

Maximum s/h(1/4): C0_180=0.37 C90_270=0.37

Up flux rate of lamp(%): 0.00%

Down flux rate of lamp(%): 92.40%

Up flux rate of LUM(%): - -

Down flux rate of LUM(%): 100.00%

CIE Type : Direct lighting

Output flux ratio in π solid angle : 99.011%

$\gamma(^{\circ})$	Average I(cd)	Zonal F(lm)	Sum F(lm)	Eff Flux(%)	Eff Sum(%)
0.0	17881.316	0.000	0	0.00%	0.00%
1.0	17749.686	17.049	17.049	0.42%	0.46%
2.0	17407.031	50.460	67.509	1.25%	1.80%
3.0	16771.865	81.745	149.254	2.02%	3.99%
4.0	15766.155	108.915	258.169	2.69%	6.89%
5.0	14921.357	132.016	390.185	3.26%	10.42%
6.0	13657.958	150.192	540.377	3.71%	14.43%
7.0	12577.621	162.844	703.221	4.02%	18.78%
8.0	11149.505	169.811	873.031	4.19%	23.31%
9.0	9747.440	169.358	1042.39	4.18%	27.83%
10.0	8857.300	168.366	1210.756	4.15%	32.33%
11.0	7881.018	167.250	1378.006	4.13%	36.80%
12.0	6884.735	161.411	1539.417	3.98%	41.11%
13.0	6005.049	152.969	1692.386	3.77%	45.19%
14.0	5329.345	145.079	1837.465	3.58%	49.07%
15.0	4706.788	137.780	1975.246	3.40%	52.74%
16.0	4214.396	130.720	2105.966	3.23%	56.24%
17.0	3786.005	124.588	2230.554	3.07%	59.56%
18.0	3427.272	118.931	2349.485	2.93%	62.74%
19.0	3130.649	114.094	2463.579	2.82%	65.78%
20.0	2873.263	109.888	2573.467	2.71%	68.72%
21.0	2545.976	104.060	2677.528	2.57%	71.50%
22.0	2335.989	98.105	2775.633	2.42%	74.12%
23.0	2089.478	92.858	2868.491	2.29%	76.60%
24.0	1878.755	86.760	2955.251	2.14%	78.91%
25.0	1733.610	82.137	3037.388	2.03%	81.11%
26.0	1515.107	76.686	3114.075	1.89%	83.16%
27.0	1355.915	70.240	3184.315	1.73%	85.03%
28.0	1221.802	65.262	3249.577	1.61%	86.77%
29.0	1025.935	58.807	3308.384	1.45%	88.34%
30.0	916.230	52.438	3360.822	1.29%	89.74%
31.0	788.352	47.436	3408.258	1.17%	91.01%
32.0	653.976	41.321	3449.579	1.02%	92.11%
33.0	532.373	34.950	3484.53	0.86%	93.05%
34.0	435.769	29.299	3513.829	0.72%	93.83%
35.0	367.300	24.940	3538.769	0.62%	94.50%
36.0	276.715	20.506	3559.275	0.51%	95.04%
37.0	227.024	16.429	3575.704	0.41%	95.48%

$\gamma(^{\circ})$	Average I(cd)	Zonal F(lm)	Sum F(lm)	Eff Flux(%)	Eff Sum(%)
38.0	186.932	13.817	3589.521	0.34%	95.85%
39.0	164.100	11.982	3601.503	0.30%	96.17%
40.0	150.539	10.973	3612.476	0.27%	96.46%
41.0	119.659	9.622	3622.098	0.24%	96.72%
42.0	107.359	8.248	3630.346	0.20%	96.94%
43.0	96.492	7.551	3637.897	0.19%	97.14%
44.0	85.762	6.879	3644.776	0.17%	97.33%
45.0	77.490	6.274	3651.05	0.15%	97.49%
46.0	70.407	5.784	3656.834	0.14%	97.65%
47.0	63.785	5.337	3662.171	0.13%	97.79%
48.0	57.786	4.915	3667.085	0.12%	97.92%
49.0	53.312	4.562	3671.648	0.11%	98.04%
50.0	49.192	4.274	3675.921	0.11%	98.16%
51.0	45.486	4.006	3679.927	0.10%	98.26%
52.0	42.300	3.767	3683.694	0.09%	98.37%
53.0	39.389	3.553	3687.247	0.09%	98.46%
54.0	37.103	3.371	3690.619	0.08%	98.55%
55.0	34.816	3.210	3693.829	0.08%	98.64%
56.0	32.792	3.055	3696.884	0.08%	98.72%
57.0	30.966	2.915	3699.799	0.07%	98.80%
58.0	29.435	2.793	3702.593	0.07%	98.87%
59.0	28.036	2.687	3705.279	0.07%	98.94%
60.0	26.794	2.590	3707.87	0.06%	99.01%
61.0	25.703	2.505	3710.375	0.06%	99.08%
62.0	24.731	2.430	3712.805	0.06%	99.14%
63.0	23.699	2.355	3715.16	0.06%	99.21%
64.0	22.773	2.280	3717.441	0.06%	99.27%
65.0	21.741	2.203	3719.644	0.05%	99.33%
66.0	20.703	2.118	3721.761	0.05%	99.38%
67.0	19.790	2.036	3723.798	0.05%	99.44%
68.0	18.647	1.947	3725.745	0.05%	99.49%
69.0	17.884	1.864	3727.608	0.05%	99.54%
70.0	16.938	1.788	3729.397	0.04%	99.59%
71.0	15.946	1.700	3731.096	0.04%	99.63%
72.0	14.777	1.597	3732.694	0.04%	99.67%
73.0	13.476	1.477	3734.171	0.04%	99.71%
74.0	11.781	1.328	3735.499	0.03%	99.75%
75.0	10.552	1.180	3736.679	0.03%	99.78%

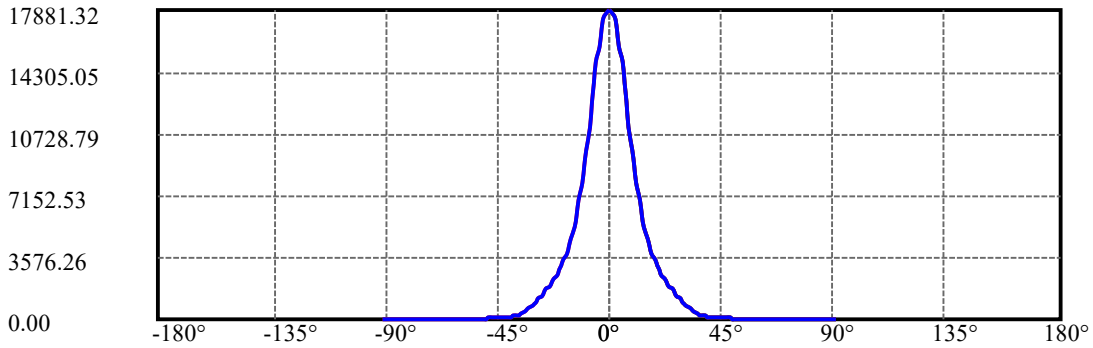
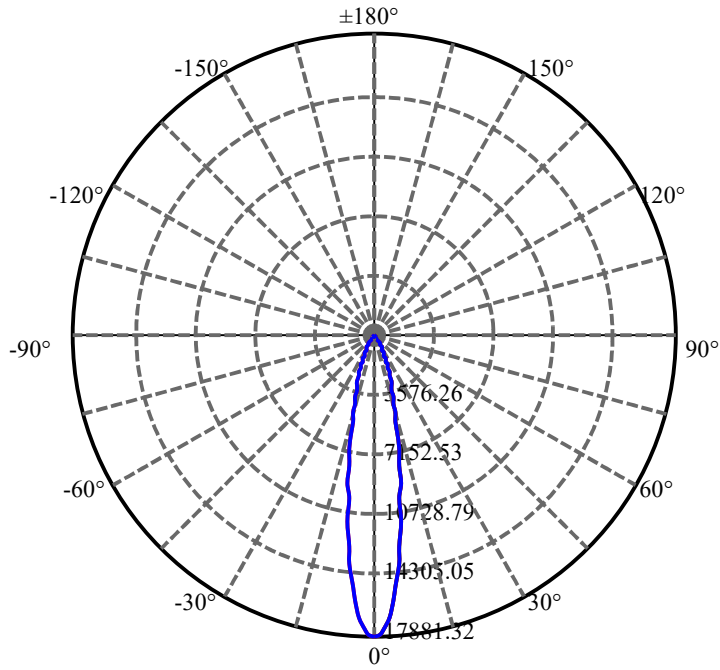
$\gamma(^{\circ})$	Average I(cd)	Zonal F(lm)	Sum F(lm)	Eff Flux(%)	Eff Sum(%)
76.0	9.120	1.044	3737.723	0.03%	99.81%
77.0	8.003	0.913	3738.636	0.02%	99.83%
78.0	7.155	0.811	3739.447	0.02%	99.85%
79.0	6.505	0.734	3740.181	0.02%	99.87%
80.0	5.986	0.673	3740.855	0.02%	99.89%
81.0	5.434	0.618	3741.472	0.02%	99.91%
82.0	4.921	0.562	3742.034	0.01%	99.92%
83.0	4.468	0.510	3742.544	0.01%	99.94%
84.0	4.008	0.462	3743.006	0.01%	99.95%
85.0	3.581	0.414	3743.42	0.01%	99.96%
86.0	3.206	0.371	3743.791	0.01%	99.97%
87.0	2.806	0.329	3744.12	0.01%	99.98%
88.0	2.484	0.290	3744.41	0.01%	99.99%
89.0	2.214	0.257	3744.667	0.01%	99.99%
90.0	2.083	0.236	3744.903	0.01%	100.00%

ZONAL LUMEN SUMMARY

Zone	Lumens	%Lamp	%Fixt
0-30	3360.82	82.92%	89.74%
0-40	3612.48	89.13%	96.46%
0-60	3707.87	91.48%	99.01%
0-90	3744.67	92.39%	99.99%
0-120	3744.67	92.39%	99.99%
0-180	3744.90	92.40%	100.00%
60-90	36.80	0.91%	0.98%
90-120	0.00	0.00%	0.00%
90-130	0.00	0.00%	0.00%
90-150	0.00	0.00%	0.00%
90-180	0.00	0.00%	0.00%
0-24.50	2995.92	73.92%	80.00%

ZONAL LUMEN SUMMARY

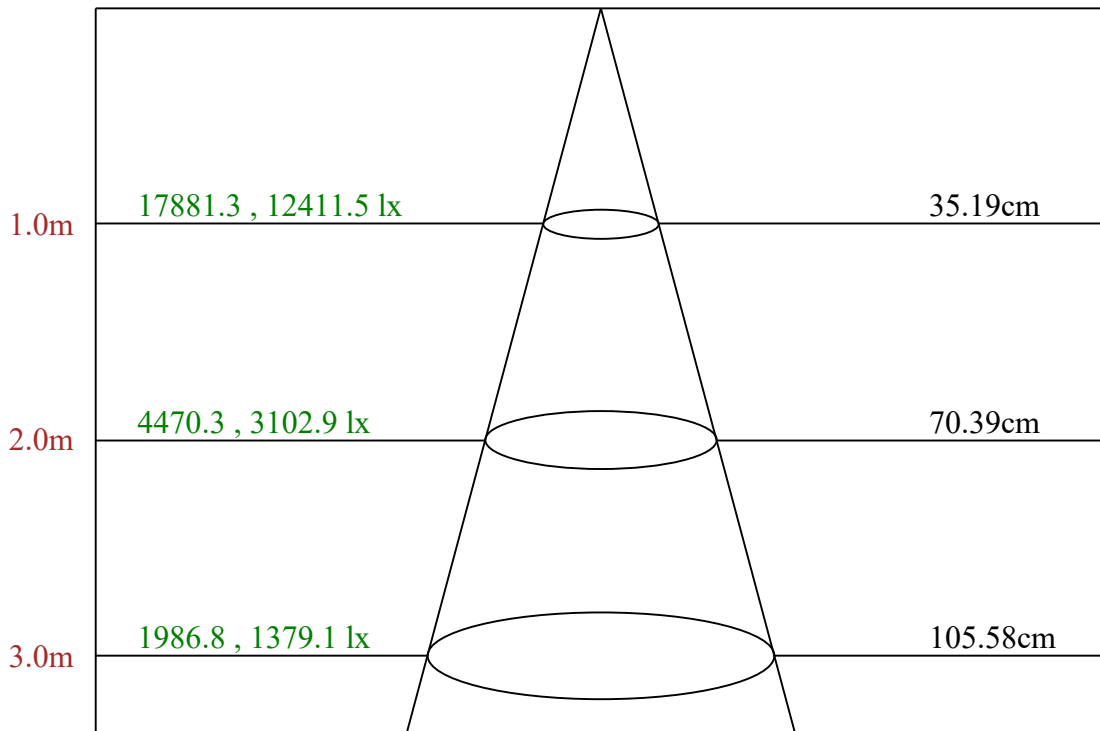
0-10	1210.76
10-20	1362.71
20-30	787.35
30-40	251.65
40-50	63.45
50-60	31.95
60-70	21.53
70-80	11.46
80-90	3.81
90-100	0.00
100-110	0.00
110-120	0.00
120-130	0.00
130-140	0.00
140-150	0.00
150-160	0.00
160-170	0.00
170-180	0.00



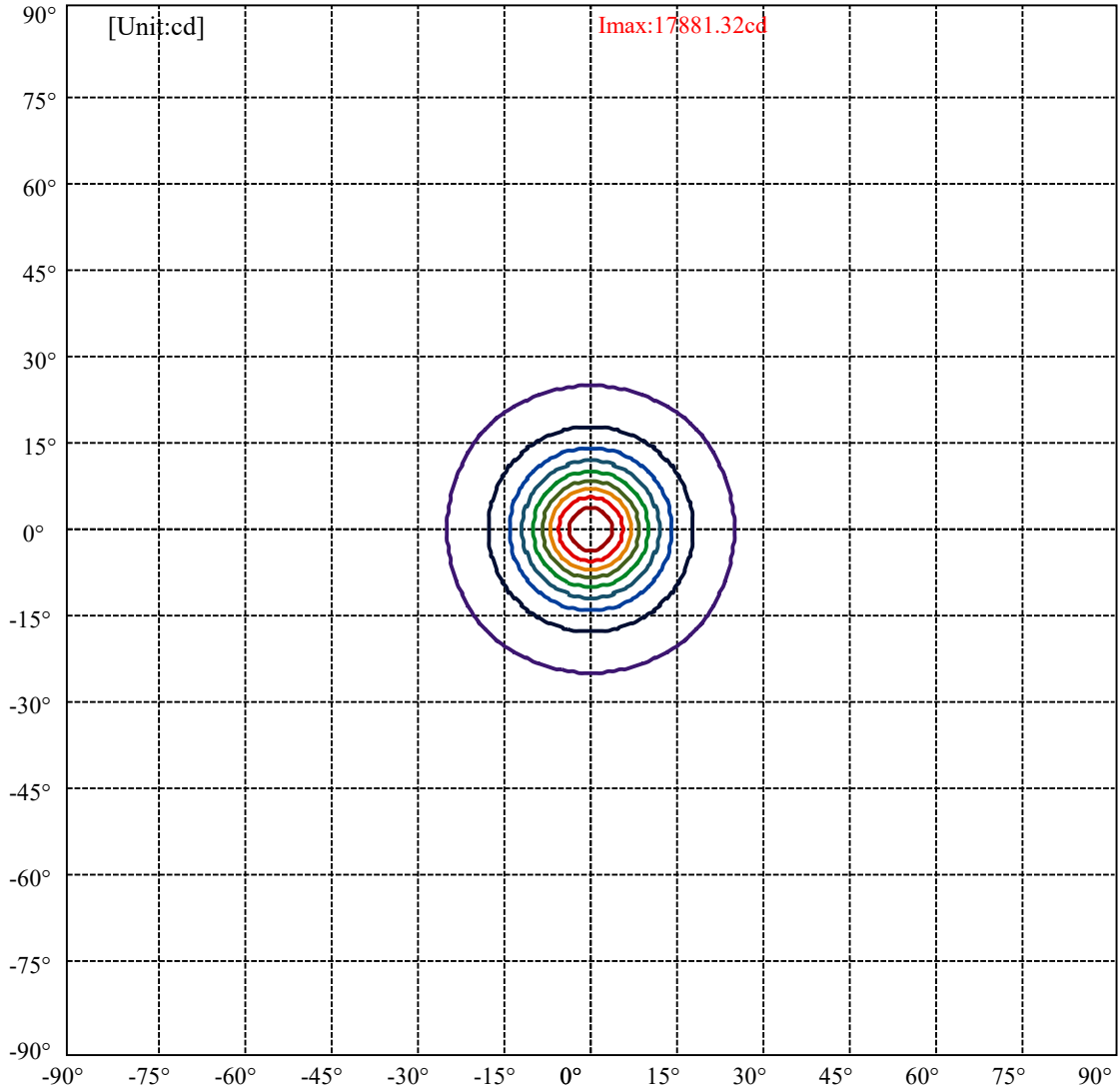
C0(Max): —————
C0/C180: —————
C90/C270: —————

Field angle(10%Imax):C0/180Left:24.6 Right:24.6
:C90/270Left:24.6 Right:24.6

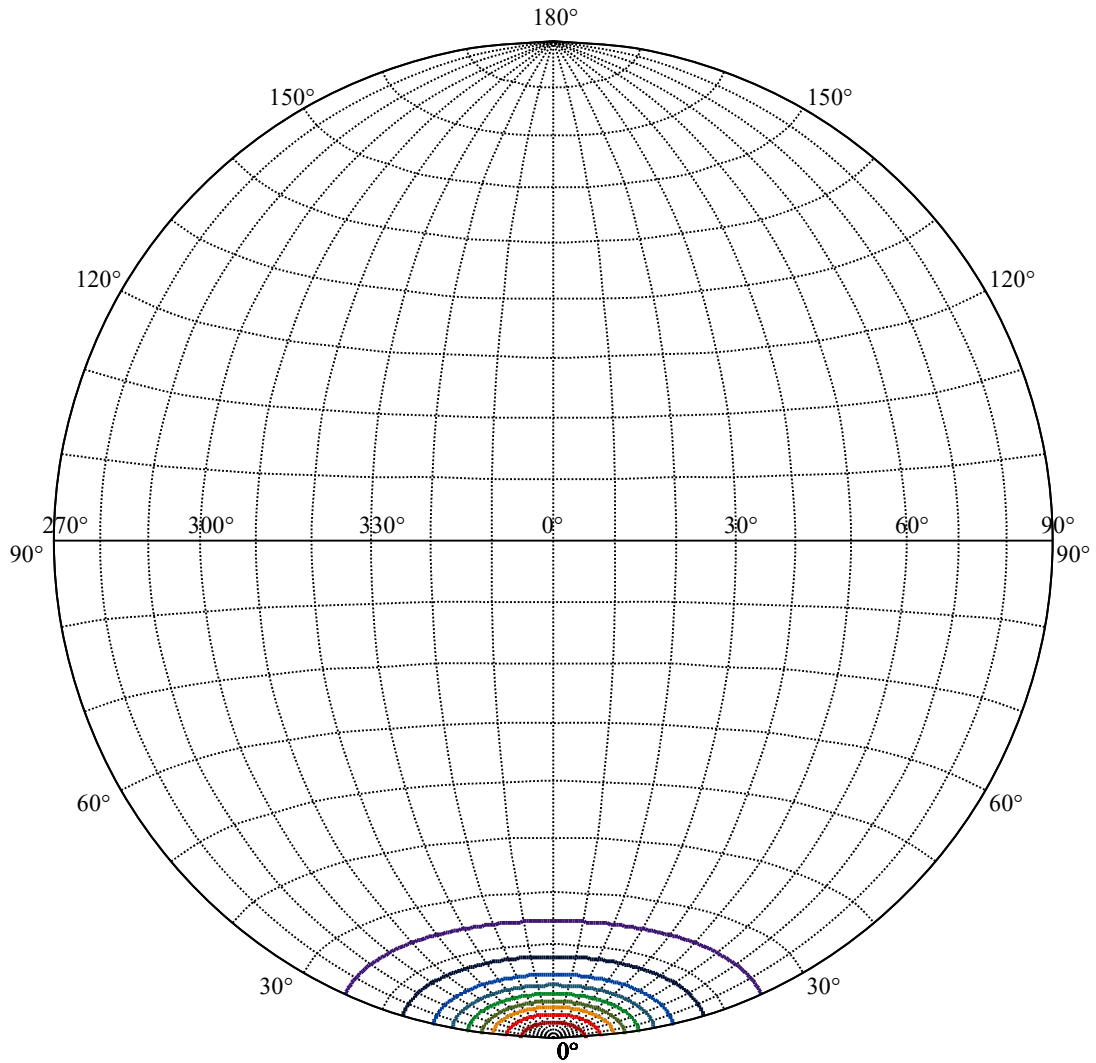
Beam Angle(50%Imax):C0/180Left:9.9 Right:9.9
:C90/270Left:9.9 Right:9.9



Max , Ave Beam angle of C0 plane 19.96



(10%Imax) 1788.13	—
(20%Imax) 3576.26	—
(30%Imax) 5364.4	—
(40%Imax) 7152.53	—
(50%Imax) 8940.66	—
(60%Imax) 10728.8	—
(70%Imax) 12516.9	—
(80%Imax) 14305.1	—
(90%Imax) 16093.2	—



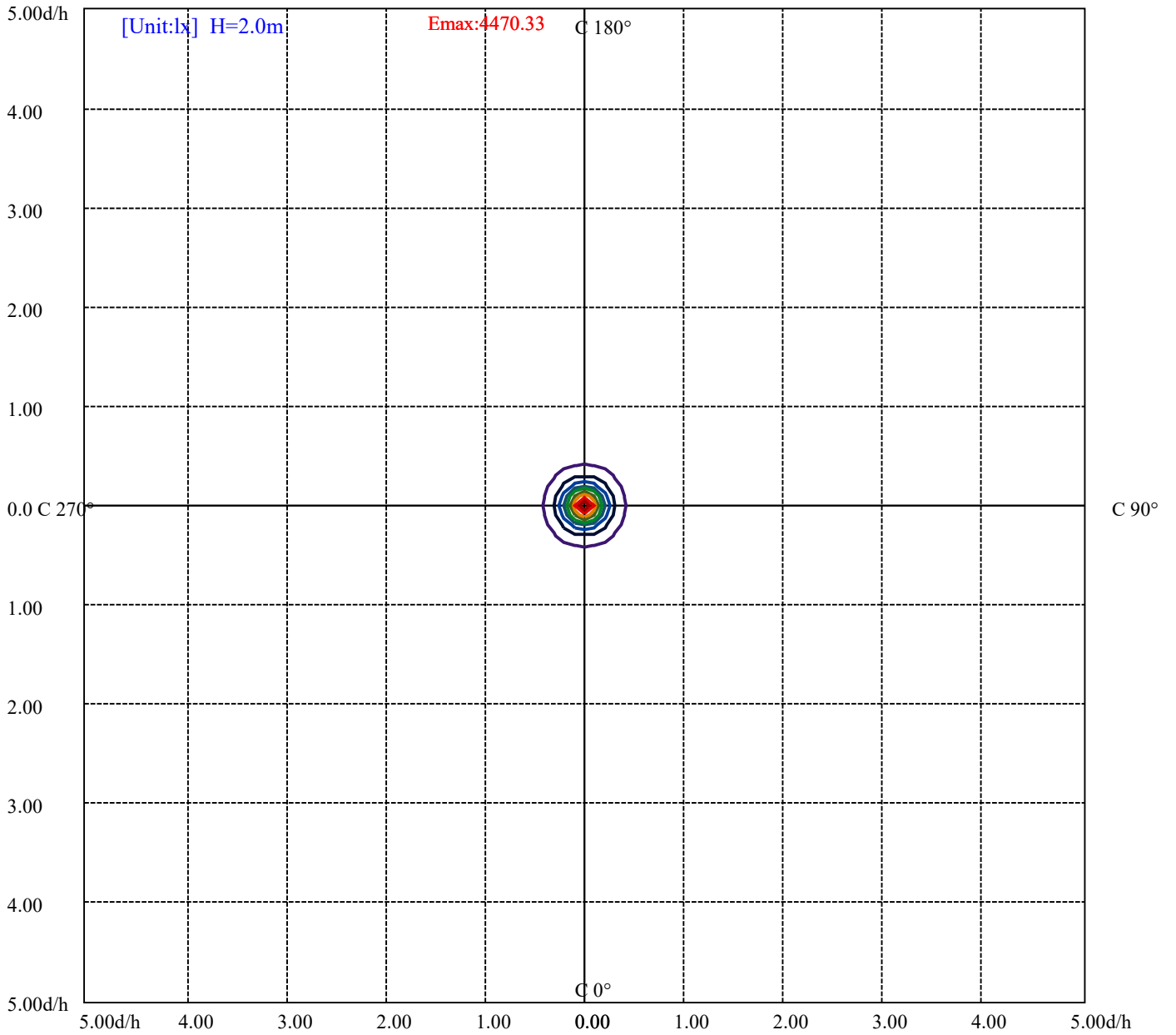
House

[Unit:cd]

Road

Imax:1788.132

(10%Imax) 1788.13	—
(20%Imax) 3576.26	—
(30%Imax) 5364.4	—
(40%Imax) 7152.53	—
(50%Imax) 8940.66	—
(60%Imax) 10728.8	—
(70%Imax) 12516.9	—
(80%Imax) 14305.1	—
(90%Imax) 16093.2	—



- (10%Emax) 447.0325
- (20%Emax) 894.065
- (30%Emax) 1341.098
- (40%Emax) 1788.13
- (50%Emax) 2235.163
- (60%Emax) 2682.2
- (70%Emax) 3129.225
- (80%Emax) 3576.25
- (90%Emax) 4023.3

Luminance Limiting Curve(no luminous side)

Luminance Table

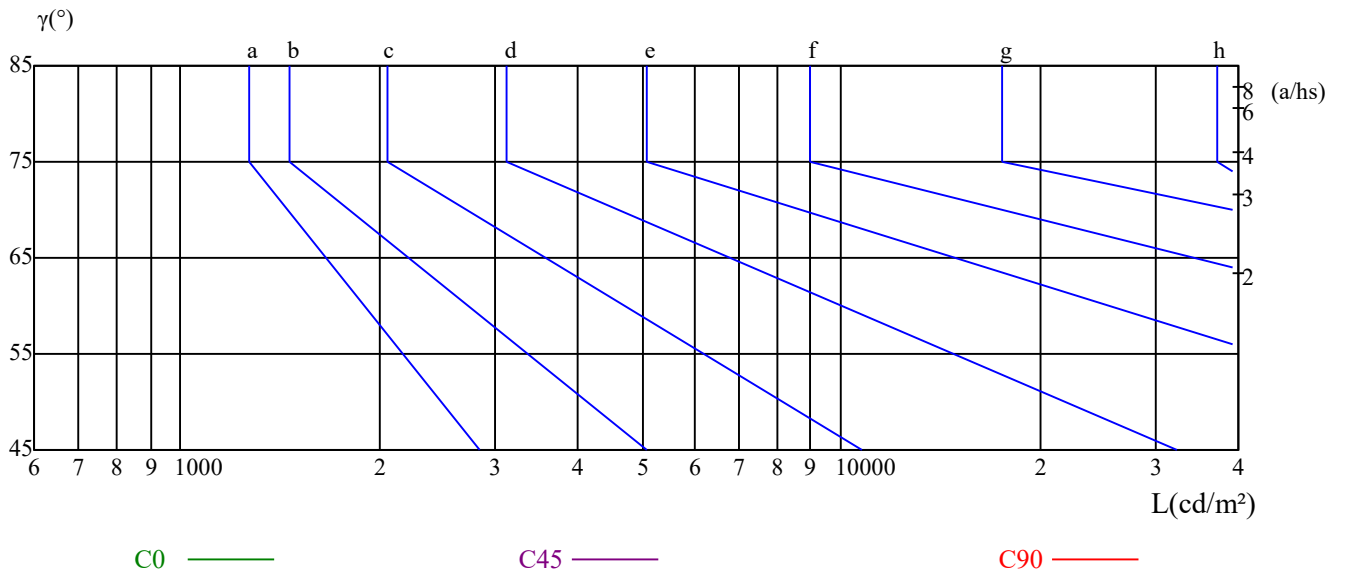
γ	45	50	55	60	65	70	75	80	85
C0	0	0	0	0	0	0	0	0	0
C45	0	0	0	0	0	0	0	0	0
C90	0	0	0	0	0	0	0	0	0

L(Hor)(65)	L(Ver)(65)	L45(65)	L(Hor)(75)	L(Ver)(75)	L45(75)	L(Hor)(85)	L(Ver)(85)	L45(85)
0	0	0	0	0	0	0	0	0

Glare Table

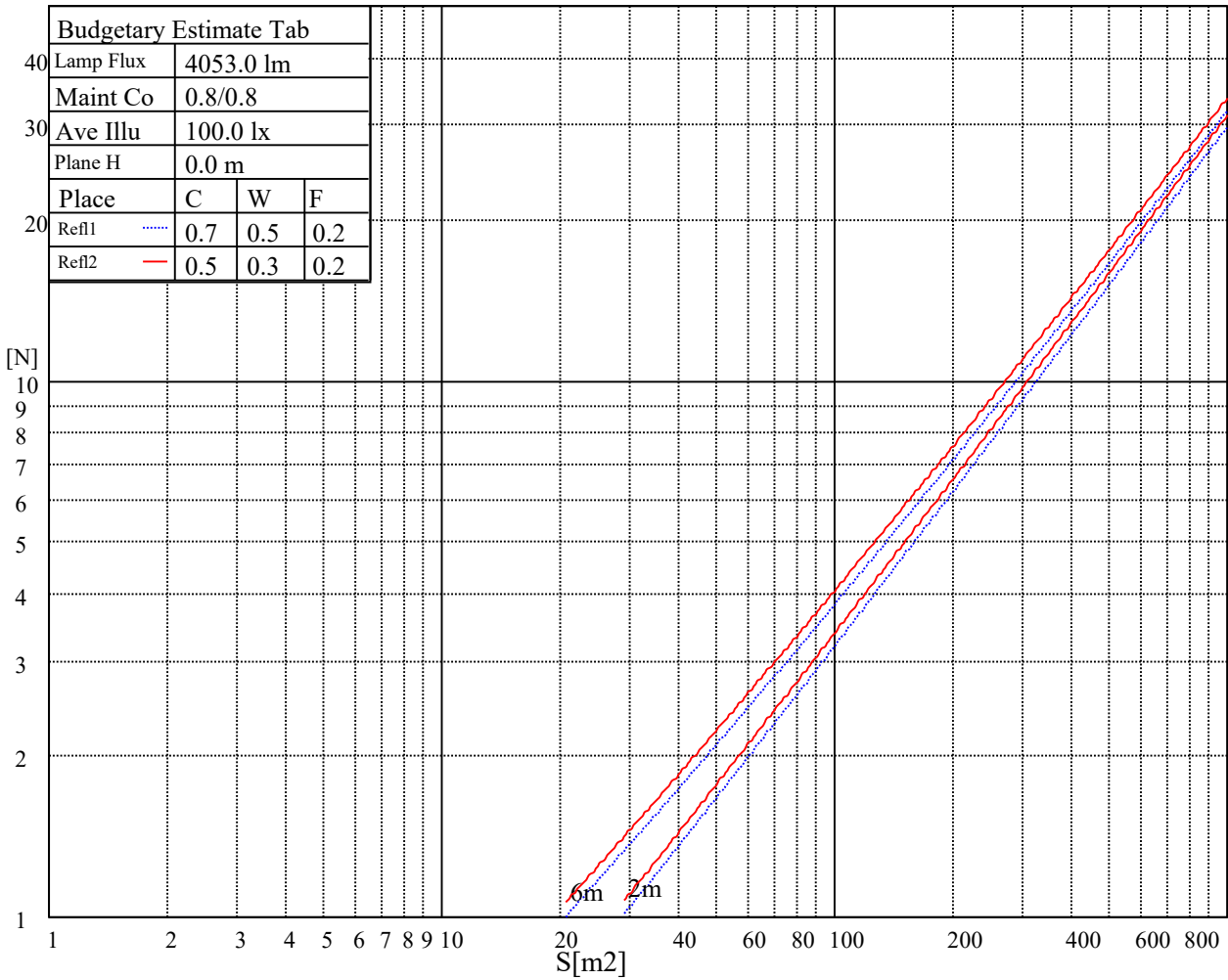
Glare	Quality	Service Values Illuminance(lx)							
1.15	A	2000	1000	500	<=300				
1.5	B		2000	1000	500	<=300			
1.85	C			2000	1000	500	<=300		
2.2	D				2000	1000	500	<=300	
2.55	E					2000	1000	500	<=300
		a	b	c	d	e	f	g	h

Luminance Limiting Curve



Illumination assessment according UGR											
Rf of Ceiling	70	70	50	50	30	70	70	50	50	30	
Rf of Wall	50	30	50	30	30	50	30	50	30	30	
Rf of Floor	20	20	20	20	20	20	20	20	20	20	
Room dimensions		Viewed crosswise					Viewed endwise				
X	Y										
2H	2H	非数字	非数字	非数字	非数字	非数字	非数字	非数字	非数字	非数字	
	3H	非数字	非数字	非数字	非数字	非数字	非数字	非数字	非数字	非数字	
	4H	非数字	非数字	非数字	非数字	非数字	非数字	非数字	非数字	非数字	
	6H	非数字	非数字	非数字	非数字	非数字	非数字	非数字	非数字	非数字	
	8H	非数字	非数字	非数字	非数字	非数字	非数字	非数字	非数字	非数字	
4H	12H	非数字	非数字	非数字	非数字	非数字	非数字	非数字	非数字	非数字	
	2H	非数字	非数字	非数字	非数字	非数字	非数字	非数字	非数字	非数字	
	3H	非数字	非数字	非数字	非数字	非数字	非数字	非数字	非数字	非数字	
	4H	非数字	非数字	非数字	非数字	非数字	非数字	非数字	非数字	非数字	
	6H	非数字	非数字	非数字	非数字	非数字	非数字	非数字	非数字	非数字	
8H	8H	非数字	非数字	非数字	非数字	非数字	非数字	非数字	非数字	非数字	
	12H	非数字	非数字	非数字	非数字	非数字	非数字	非数字	非数字	非数字	
	4H	非数字	非数字	非数字	非数字	非数字	非数字	非数字	非数字	非数字	
	6H	非数字	非数字	非数字	非数字	非数字	非数字	非数字	非数字	非数字	
	8H	非数字	非数字	非数字	非数字	非数字	非数字	非数字	非数字	非数字	
12H	12H	非数字	非数字	非数字	非数字	非数字	非数字	非数字	非数字	非数字	
	4H	非数字	非数字	非数字	非数字	非数字	非数字	非数字	非数字	非数字	
	6H	非数字	非数字	非数字	非数字	非数字	非数字	非数字	非数字	非数字	
	8H	非数字	非数字	非数字	非数字	非数字	非数字	非数字	非数字	非数字	
Variation with the observer position at spacings:											
S = 1.0H	非数字/非数字					非数字/非数字					
S = 1.5H	非数字/非数字					非数字/非数字					
S = 2.0H	非数字/非数字					非数字/非数字					
Standard tables:	BK0					BK0					
Uncorrected UGR	负无穷大					负无穷大					

UGR calculation is based on CIE Publ. 117 ,S/H = 0.25



RHOCC	80			70			50			30			10			0
RHOW	50	30	10	50	30	10	50	30	10	50	30	10	50	30	10	0
RCR	COEFFICIENTS OF UTILIZATION RHOFC=20 CU															
0	1.10	1.10	1.10	1.07	1.07	1.07	1.03	1.03	1.03	0.98	0.98	0.98	0.94	0.94	0.94	0.92
1	1.04	1.02	1.00	1.02	1.00	0.99	0.98	0.97	0.96	0.95	0.94	0.93	0.92	0.91	0.90	0.88
2	0.98	0.95	0.93	0.97	0.94	0.92	0.94	0.92	0.90	0.91	0.89	0.88	0.89	0.87	0.86	0.85
3	0.94	0.90	0.87	0.92	0.89	0.86	0.90	0.87	0.85	0.88	0.86	0.84	0.86	0.84	0.82	0.81
4	0.89	0.85	0.82	0.88	0.85	0.82	0.87	0.83	0.81	0.85	0.82	0.80	0.83	0.81	0.79	0.78
5	0.86	0.81	0.78	0.85	0.81	0.78	0.83	0.80	0.77	0.82	0.79	0.77	0.81	0.78	0.76	0.75
6	0.82	0.78	0.75	0.82	0.78	0.75	0.80	0.77	0.74	0.79	0.76	0.74	0.78	0.75	0.73	0.72
7	0.79	0.75	0.72	0.79	0.75	0.72	0.78	0.74	0.72	0.77	0.74	0.71	0.76	0.73	0.71	0.70
8	0.76	0.72	0.69	0.76	0.72	0.69	0.75	0.72	0.69	0.74	0.71	0.69	0.73	0.71	0.68	0.67
9	0.74	0.70	0.67	0.73	0.70	0.67	0.73	0.69	0.67	0.72	0.69	0.66	0.71	0.68	0.66	0.65
10	0.72	0.68	0.65	0.71	0.67	0.65	0.71	0.67	0.65	0.70	0.67	0.64	0.69	0.66	0.64	0.63

Intensity data(cd)

C/γ(°)	0.0	1.0	2.0	3.0	4.0	5.0	6.0	7.0	8.0
0.0	17760.13	17331.12	16651.38	15737.63	14617.74	13341.83	10295.57	10295.57	8934.94
45.0	18116.72	17643.13	16935.53	15960.50	14773.74	13442.12	12032.50	10589.45	9190.97
90.0	17470.41	16562.23	15392.19	14077.29	10533.47	10533.47	9400.75	8095.89	7397.75
135.0	18178.00	17799.13	17459.27	16227.94	15559.34	14283.44	12896.10	11430.77	10021.15
180.0	17760.13	17955.14	17905.00	17598.56	17058.11	16227.94	15186.04	13932.43	12578.52
225.0	18116.72	18322.87	18311.72	18194.72	17849.28	16918.82	16333.80	15186.04	13904.57
270.0	17470.41	18105.57	18434.30	18540.16	18478.87	18183.58	17682.13	16902.10	16305.94
315.0	18178.00	18278.29	18166.86	17838.14	17258.69	16439.66	15436.77	14188.72	10862.20
360.0	17760.13	17331.12	16651.38	15737.63	14617.74	13341.83	10295.57	10295.57	8934.94
C/γ(°)	9.0	10.0	11.0	12.0	13.0	14.0	15.0	16.0	17.0
0.0	7737.04	7080.69	6163.06	5423.71	4839.27	4353.96	3928.31	3567.78	3232.38
45.0	7903.93	6800.75	5909.29	5223.98	4661.24	4204.37	3803.21	3452.20	3123.47
90.0	6056.67	5593.65	4974.09	4473.17	4038.06	3658.61	3321.53	3001.74	2718.11
135.0	8672.81	7463.77	6455.31	5636.28	5006.68	4488.52	4048.36	3663.92	3324.05
180.0	11726.06	9736.99	8945.82	7714.49	6282.59	5809.00	5134.83	4583.24	4143.08
225.0	11015.42	11015.42	9611.37	8269.71	7110.23	6155.28	5385.82	4769.63	4274.86
270.0	14589.88	13174.69	12333.37	10873.60	9436.13	8121.22	6979.04	6043.01	5307.55
315.0	10277.70	9992.45	8655.83	7462.93	6666.19	5843.79	5053.20	4633.65	4164.53
360.0	7737.04	7080.69	6163.06	5423.71	4839.27	4353.96	3928.31	3567.78	3232.38
C/γ(°)	18.0	19.0	20.0	21.0	22.0	23.0	24.0	25.0	26.0
0.0	2929.31	2654.62	2397.74	2157.64	1945.34	1786.55	1624.97	1460.61	1099.61
45.0	2833.75	2833.75	2552.65	2125.89	1918.06	1753.12	1585.44	1416.61	1250.57
90.0	2449.04	2205.00	1982.66	1803.84	1638.90	1469.54	1084.73	1024.50	1024.50
135.0	3017.61	2789.18	2789.18	2274.64	2042.32	1856.77	1697.40	1540.29	1370.94
180.0	3764.21	3418.77	3106.76	2822.61	2822.61	2324.21	2088.52	1888.52	1755.90
225.0	3928.31	3482.58	3217.93	2909.81	2629.54	2377.14	2145.92	1930.88	1747.02
270.0	4716.96	4237.80	3831.07	3457.77	3140.19	2856.04	2744.60	2744.60	2167.10
315.0	3778.98	3423.50	3108.13	2815.62	2550.96	2292.46	2058.45	1862.87	1705.23
360.0	2929.31	2654.62	2397.74	2157.64	1945.34	1786.55	1624.97	1460.61	1099.61
C/γ(°)	27.0	28.0	29.0	30.0	31.0	32.0	33.0	34.0	35.0
0.0	1039.27	1039.27	889.46	737.71	598.79	467.02	352.38	259.66	199.90
45.0	1095.67	944.71	798.16	662.18	535.19	418.71	312.85	278.32	278.32
90.0	871.64	726.36	591.07	461.92	349.65	259.19	203.21	177.40	157.42
135.0	1211.57	1058.92	906.81	761.95	620.40	489.46	374.72	313.96	313.96
180.0	1558.69	1426.07	1267.28	1109.59	950.80	800.37	658.87	525.68	404.78
225.0	1585.97	1418.29	1050.88	1050.88	959.63	810.72	669.44	535.40	461.97
270.0	1949.23	1785.44	1629.44	1471.22	1307.39	1150.86	998.16	846.05	698.98
315.0	1535.30	1375.35	1074.38	1074.38	984.97	835.48	689.36	549.70	423.08
360.0	1039.27	1039.27	889.46	737.71	598.79	467.02	352.38	259.66	199.90
C/γ(°)	36.0	37.0	38.0	39.0	40.0	41.0	42.0	43.0	44.0
0.0	173.14	153.22	135.98	120.32	106.44	94.40	83.94	74.95	67.17
45.0	174.77	156.37	140.60	125.83	113.43	102.34	92.30	83.78	76.69
90.0	139.87	124.36	110.33	98.40	87.73	78.37	70.96	63.92	57.92
135.0	189.12	171.20	151.38	133.14	117.42	103.71	92.30	81.79	73.22
180.0	306.75	290.57	224.86	176.45	163.05	137.50	121.37	112.64	99.82
225.0	356.95	255.35	225.81	194.38	170.51	150.33	133.09	118.37	105.60
270.0	559.11	433.22	319.53	299.50	299.50	161.00	149.80	133.67	113.38
315.0	314.01	231.91	186.96	164.78	146.23	129.62	115.11	102.81	92.30
360.0	173.14	153.22	135.98	120.32	106.44	94.40	83.94	74.95	67.17

Intensity data(cd)

C/γ(°)	45.0	46.0	47.0	48.0	49.0	50.0	51.0	52.0	53.0
0.0	60.18	56.77	50.99	46.83	44.89	42.16	39.84	37.48	35.74
45.0	69.70	64.18	59.40	54.61	50.78	47.62	45.68	42.42	38.63
90.0	53.40	50.78	46.57	41.89	40.05	36.85	34.64	32.80	31.17
135.0	65.49	58.61	53.46	48.52	44.10	40.53	37.32	34.43	32.01
180.0	88.78	79.37	71.33	63.81	57.98	52.98	48.36	44.31	41.05
225.0	93.77	83.99	75.64	68.44	62.39	57.24	52.56	48.25	44.89
270.0	105.76	94.61	85.05	76.64	69.54	62.76	57.19	52.93	48.67
315.0	82.84	74.95	67.86	61.55	56.77	53.40	48.30	45.78	42.94
360.0	60.18	56.77	50.99	46.83	44.89	42.16	39.84	37.48	35.74
C/γ(°)	54.0	55.0	56.0	57.0	58.0	59.0	60.0	61.0	62.0
0.0	34.48	32.85	30.96	29.65	28.54	27.33	26.07	25.07	23.76
45.0	37.37	35.22	33.17	31.64	30.17	28.80	27.39	26.28	25.60
90.0	29.54	28.38	27.28	26.18	25.02	24.13	23.44	22.65	22.13
135.0	30.07	28.96	27.17	25.34	24.76	23.65	22.86	22.18	21.50
180.0	37.95	35.01	32.69	30.75	29.01	27.44	26.23	25.18	24.13
225.0	42.31	38.58	36.43	34.01	31.85	30.17	28.49	27.07	25.91
270.0	45.05	42.10	39.26	36.64	34.48	32.48	30.64	28.91	27.75
315.0	40.05	37.42	35.37	33.53	31.64	30.28	29.22	28.28	27.07
360.0	34.48	32.85	30.96	29.65	28.54	27.33	26.07	25.07	23.76
C/γ(°)	63.0	64.0	65.0	66.0	67.0	68.0	69.0	70.0	71.0
0.0	22.13	20.66	19.40	18.13	17.66	16.82	16.24	16.14	16.29
45.0	24.76	24.07	23.55	22.92	22.44	21.87	23.07	22.02	22.13
90.0	21.66	21.34	20.97	20.92	20.87	20.92	21.60	21.50	19.24
135.0	20.55	19.40	18.40	17.08	15.87	14.61	13.35	12.40	11.83
180.0	23.18	22.44	21.34	19.82	18.82	17.24	15.82	14.51	13.25
225.0	24.55	23.55	22.29	21.08	19.66	17.98	16.40	15.09	13.61
270.0	26.75	25.60	24.28	23.50	22.29	20.76	19.34	17.98	16.29
315.0	26.02	25.12	23.71	22.18	20.71	18.98	17.24	15.87	14.93
360.0	22.13	20.66	19.40	18.13	17.66	16.82	16.24	16.14	16.29
C/γ(°)	72.0	73.0	74.0	75.0	76.0	77.0	78.0	79.0	80.0
0.0	15.77	14.45	13.04	11.46	9.88	8.30	6.94	6.10	5.62
45.0	23.34	22.02	17.56	15.82	11.51	8.46	7.04	6.36	5.83
90.0	15.77	12.72	10.25	8.36	7.15	6.52	5.94	5.41	4.89
135.0	11.20	10.41	9.57	8.73	7.83	7.41	6.47	6.04	5.57
180.0	12.09	11.14	10.25	9.46	8.67	8.04	7.52	6.89	6.36
225.0	12.14	11.14	10.14	9.15	8.36	7.62	7.31	6.47	6.10
270.0	14.98	13.67	12.30	11.30	10.35	9.36	8.52	7.83	7.15
315.0	12.93	12.25	11.14	10.14	9.20	8.30	7.52	6.94	6.36
360.0	15.77	14.45	13.04	11.46	9.88	8.30	6.94	6.10	5.62
C/γ(°)	81.0	82.0	83.0	84.0	85.0	86.0	87.0	88.0	89.0
0.0	5.15	4.68	4.21	3.78	3.42	3.21	2.89	2.47	2.21
45.0	5.20	4.73	4.15	3.78	3.31	2.89	2.47	2.21	2.16
90.0	4.47	4.10	3.63	3.26	3.05	2.73	2.31	2.21	2.10
135.0	5.05	4.36	4.05	3.57	3.15	2.79	2.47	2.26	1.84
180.0	5.73	5.26	4.73	4.26	3.68	3.31	2.84	2.47	2.16
225.0	5.41	4.94	4.57	4.10	3.57	3.10	2.73	2.31	2.00
270.0	6.62	6.10	5.57	4.94	4.52	3.99	3.57	3.10	2.79
315.0	5.83	5.20	4.84	4.36	3.94	3.63	3.15	2.84	2.47
360.0	5.15	4.68	4.21	3.78	3.42	3.21	2.89	2.47	2.21

Intensity data(cd)

C/ γ (°)	90.0
0.0	2.21
45.0	2.05
90.0	2.05
135.0	1.84
180.0	1.94
225.0	1.84
270.0	2.37
315.0	2.37
360.0	2.21